

VD9CV

1 Channel Vacuum Display and Control Unit Absolute Pressure 1400 to 1×10^{-3} mbar

VD9CV are complete sets for continuous vacuum control with transducer(s) and proportional valves for evacuation and venting.

It offers precise and smooth PI-3-state-control for optimal process regulation.


The robust, shielded 19" metal cassette 14 HP x 3 RU and a protective front foil provide reliable and safe operation.

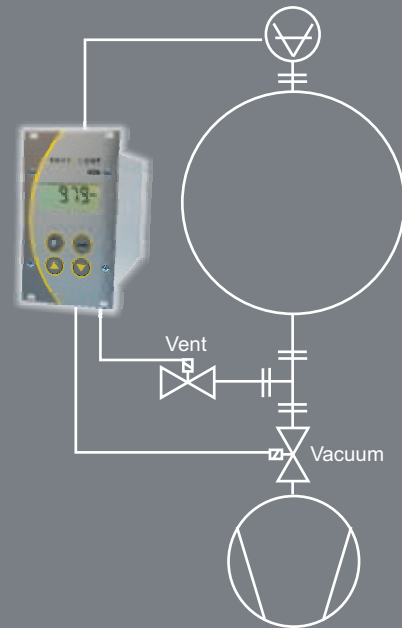
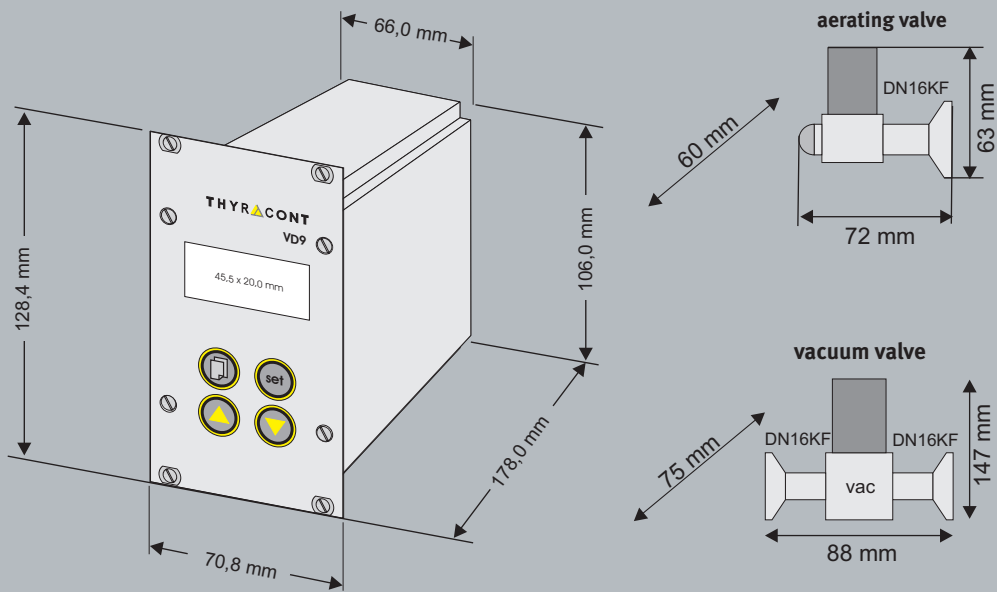
Typical Applications

- Intelligent control unit for regulating process pressure in the rough and fine vacuum range
- Optimization of processes and products
- Regulation of pressure ramps and profiles via serial interface (external set point programming)
- Process automation
- Chemical process engineering
- Analytical applications
- Appliance engineering

Benefits

- Superior control characteristic due to silent, continuously regulated valves for evacuation and venting, which regulate their opening width depending on operating requirements
- Downstream control, evacuating valve included
- Upstream control on request
- Simple wiring, valves are directly driven by the controller
- Supports programming of set points via serial interface (ramps, etc.)
- Universal switched mode power supply 95 - 265 VAC
- Pressure display in mbar, Torr, hPa
- 1-channel-controller, can be combined with 2 transducers for covering a wider range (e.g. 1400- 1×10^{-3} mbar) generating one continuous pressure display
- Easy to use
- Variable gas type correction factor
- Bright LCD display with background illumination
- Shielded 19" cassette with foil-protected front panel
- VacuGraph software: documentation and evaluation of vacuum processes, programming set points and time based pressure profiles, remote control





Technical Data

Display	Alpha-numeric LCD display, background illuminated, 4 digits, 45 x 20 mm, floating point, 2 - 4 digit exponential, 2 digits mantissa, 1 digit exponent
Display Refresh Rate	2 Hz (0,5 s)
Sample Rate	20 Hz (50 ms)
Power Supply	95 - 265 VAC, 50 / 60 Hz
Power Consumption	Max. 15 W inclusive transducer
Fuse	0.8 A/T
Operating Temperature	+5...+50°C
Storage Temperature	-20...+60°C
Measuring Inputs	2 x 4 - 20 mA, SubD, 9-pole, female, for VSC42MA4, VSP52MA4
Control Outputs	2 x transistor control output for 24 V valve
Analog Output	0-10 V, >10 kΩ, jack plug, 2-pole
Serial Interface	RS232, SubD, 9-pole, female; from fall 2009 on Mini-USB, type B, 5-pole, female, Virtual Com Port protocol
Protection Class	IP20
Weight	750 g (without valves)

Product Codes

- **VD92CV** (1400 - 1 mbar)
VD9CV + VSC42MA4 + valves VPROP40 and VPROP16, cables 2 m
- **VD95CV** (1400 - 1 x 10⁻³ mbar)
As above, with additional transducer VSP52MA4

Accessories:

- **VPROP16**
Continuous valve, stainless steel, 24 VDC, NW 1.6 mm
- **VPROP40**
Continuous valve, stainless steel, 24 VDC, NW 4 mm
- **DC1VV**
On/Off valve, nickel coated, 24 VDC, NW 2.2
- **DC1VCR**
On/Off valve PTFE, 24 VDC, NW 4
- **W0900002**
Measuring cable, shielded, 2 m
- **W0900006**
Measuring cable, shielded, 6 m
- **VGR**
VacuGraph Windows software
- **WUSB0002**
Interface cable USB, shielded, 2 m